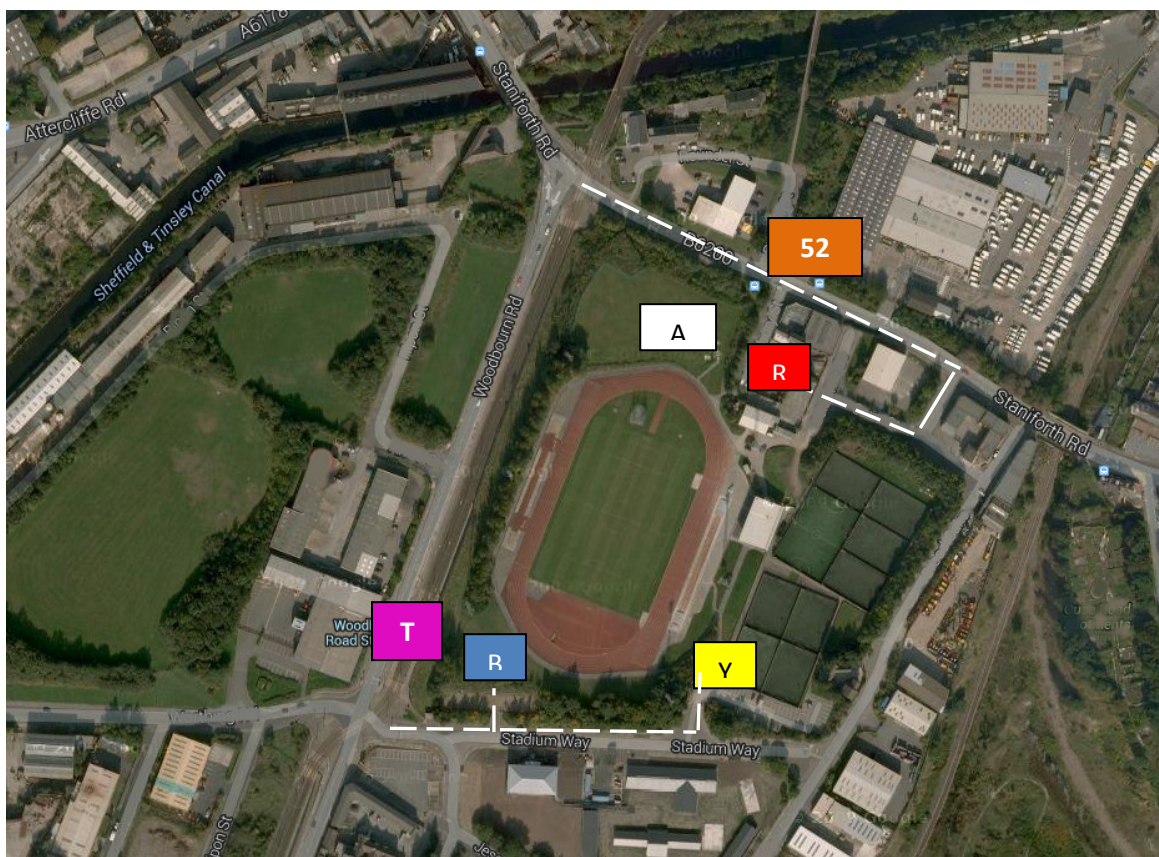








SHU City Athletics Stadium (formerly Woodbourn Road Stadium)



Legend

-  Blue car park
-  Red car park
-  Yellow car park
-  Numbers and Tee-shirts
-  Tram stop
-  No 52 bus stops

Address: Stadium Way, Woodbourn Road, SHEFFIELD S9 3LQ

Directions:

From the North: Leave M1 southbound at J34 (Tinsley Viaduct). Take 3rd exit at roundabout onto A631 (underneath the viaduct). At end of viaduct, follow take 5th exit onto A6178 towards Sheffield.

Keep straight on at next roundabout, and stay on this road for about 2 miles. Pass EIS on the left and also remnants of Don Valley Stadium. Road starts to climb slightly and you need to change to right lane at traffic lights to stay straight on. Just after brow of hill, turn left at traffic lights onto **Staniforth Road** (*see map*).

From the South or East: Leave M1 northbound at J33 (Sheffield Parkway). Take 1st exit at roundabout onto A630 (signposted Sheffield Centre). After 2½ miles, road becomes 50 mph speed limit. Ignore exit for Ring Road and stay on Parkway (it has now become A57 City Centre). Shortly after, take the left slip road (sign-posted Parkway Business Park Wholesale Markets). Follow slip road under main road, and then turn left at next roundabout, onto Parkway Avenue. Keep on this road till the end, and then turn right onto **Woodbourn Road** (*see map*).

Parking:

There are three nominated car parks at the venue.

RED and BLUE will only be open to visitors who have a pass of that colour.

The YELLOW car park is open to all, and most of the streets surrounding the car parks also have unrestricted parking at weekends.